

ÉV@LANG

TEST DE
POSITIONNEMENT





**À quoi ressemblent les questions
du test Ev@lang Collège?**



Ev@lang Collège se compose de 3 épreuves:

- Compréhension orale (listening)
- Compréhension écrite (reading)
- Grammaire et lexique (grammar and vocabulary)

Test composé de questions à choix multiples avec :

- 1 support (audio / écrit)
- 1 question en anglais par support (pour la compréhension écrite et orale)
- 4 choix de réponse en anglais
- 1 seule bonne réponse possible

Question de compréhension orale

Exemple 1

La consigne est en anglais, elle est écrite. Ce sera toujours la même consigne : « *Click on the audio button and listen. Then choose the correct answer* ».

Voilà ce que vous pouvez voir à l'écran pour une question de compréhension orale.


The screenshot shows a web interface for a listening test. At the top, there is a yellow header with the logo 'EV@LANG' and the text 'Listening. Part 1'. Below this is a black navigation bar with 'Question : 3 / 4', a progress indicator, a timer '0 : 03 : 31', and the copyright '© Onlineformapro'. The main content area has a grey background with the instruction 'Click on the audio button and listen. Then choose the correct answer.' and a play button icon. Below the instruction are four multiple-choice options, each consisting of a checkbox and a play button icon. At the bottom, there is a green 'Submit' button with a right-pointing arrow. A large white arrow on the right side of the interface points to the right.

Annotations:

- Pointing to the instruction: 'Click on the audio button and listen. Then choose the correct answer.'
- Pointing to the play button icon: 'La consigne est en anglais, elle est écrite. Ce sera toujours la même consigne : « *Click on the audio button and listen. Then choose the correct answer* ».'
- Pointing to the first option: 'Vous devez cliquer sur chacun des 4 choix de réponse pour écouter les propositions.'
- Pointing to the second option: 'Cochez ensuite **une seule** réponse et cliquez sur « Submit ».'
- Pointing to the right side of the interface: 'La question et les choix de réponse sont enregistrés. Ils ne sont pas écrits. Vous pouvez les écouter plusieurs fois en cliquant sur le symbole audio, mais attention le temps tourne et est limité.'

Question de compréhension orale




Exemple 1




Ici, vous pouvez cliquer sur les symboles haut-parleur pour écouter la question et les 4 choix de réponse. **Attention** : lors du vrai test, il faut cliquer sur les symboles 




EV@LANG *Listening. Part 1*




Question : 3 / 4 / 0 : 03 : 31 © Onlineformapro


Click on the audio button and listen. Then choose the correct answer.


  

Submit 



Question de compréhension orale

Exemple 2

La consigne est en anglais, elle est écrite. Il s'agit toujours de la même consigne.

Voilà ce que vous pouvez voir à l'écran pour une question de compréhension orale.

The screenshot shows a web interface for a listening test. At the top, there is a yellow header with the logo 'EV@LANG' and the text 'Listening. Part 1'. Below the header, a black bar displays 'Question : 3 / 4', a progress indicator, a timer '0 : 03 : 31', and the copyright '© Onlineformapro'. The main content area has a light gray background. At the top of this area, it says 'Click on the audio button and listen. Then choose the correct answer.' followed by the question 'What does Mrs. Smith have to do?'. Below the question are four multiple-choice options, each with an unchecked checkbox: 'Ring Mr Peterson back.', 'Leave the hospital today.', 'Cancel her appointment.', and 'Go to a different doctor.'. At the bottom of the question area is a green 'Submit' button with a right-pointing arrow. On the right side of the interface, there is a play/pause audio button and a large white arrow pointing right. Three blue callout boxes with arrows point to specific elements: one points to the instruction and question, another points to the list of options, and a third points to the audio button.

EV@LANG Listening. Part 1

Question : 3 / 4 / 0 : 03 : 31 © Onlineformapro

Click on the audio button and listen. Then choose the correct answer.

What does Mrs. Smith have to do?

- Ring Mr Peterson back.
- Leave the hospital today.
- Cancel her appointment.
- Go to a different doctor.

Submit >

Ici, la question et les 4 choix de réponse sont écrits. Ils ne sont pas enregistrés. Vous devez les lire attentivement.

Cochez ensuite une seule réponse et cliquez sur « Submit ».

Vous écoutez un support audio. Il peut s'agir d'un dialogue ou d'une situation de la vie quotidienne. Vous pouvez l'écouter plusieurs fois mais attention le temps tourne et est limité.

Question de compréhension orale

Exemple 2

Cliquez sur le symbole haut-parleur pour écouter l'enregistrement.

Attention : lors du vrai test, il faut cliquer sur le symbole 


EV@LANG *Listening. Part 1*




Question : 3 / 4 / 0 : 03 : 31 © Onlineformapro

Click on the audio button and listen. Then choose the correct answer.

What does Mrs. Smith have to do?

- Ring Mr Peterson back.
- Leave the hospital today.
- Cancel her appointment.
- Go to a different doctor.

Submit 



Question de compréhension orale

Exemple 3

Cliquez sur le symbole haut-parleur pour écouter l'enregistrement.

Attention : lors du vrai test, il faut cliquer sur le symbole 


EV@LANG *Listening. Part 3*




Question : 1 / 3 / 0 : 01 : 20 © Onlineformapro

Click on the audio button and listen. Then choose the correct answer.

What do we learn about Aileen?

- She gets on well with her sister.
- She wants to have her own home.
- She started a band with her friends.
- She works for a recording studio.

Submit 



Question de compréhension écrite

Exemple 1

Vous lisez la question : elle porte sur le document écrit.

Voilà ce que vous voyez à l'écran pour une question de compréhension écrite.

The screenshot shows an online exam interface. At the top, there is a header with the logo 'EV@LANG' and the text 'Reading. Part 2'. Below the header, there is a progress bar showing 'Question : 1 / 4', a timer '0 : 01 : 53', and the copyright notice '© Onlineformapro'. The main content area contains a question: 'What is Ryan writing about?'. Below the question is a text box containing a 'New message' from Ryan. The message reads: 'Hi Haley. Rome and Milan are great! I love these places: I enjoy sitting in cafés and speaking Italian. I'll come home next week. Love, Ryan'. To the right of the message is a list of four multiple-choice options: 'His friend.', 'His city.', 'His travels.', and 'His classes.'. Below the options is a green 'Submit' button with a right-pointing arrow. There are three blue callout boxes with arrows pointing to specific elements: one points to the question, another points to a magnifying glass icon at the bottom right of the message box, and a third points to the list of options. A large white arrow is visible on the right side of the interface.

EV@LANG Reading. Part 2

Question : 1 / 4 / 0 : 01 : 53 © Onlineformapro

What is Ryan writing about?

New message

Hi Haley.
Rome and Milan are great!
I love these places: I enjoy sitting in cafés and speaking Italian.
I'll come home next week.
Love, Ryan

His friend.

His city.

His travels.

His classes.

Submit ➔

En cliquant ici, vous pouvez agrandir le texte.

Pour répondre à la question, vous devez lire attentivement le document et les 4 choix de réponse.

Cochez ensuite une seule réponse et cliquez sur « Submit ».

Question de compréhension écrite

Exemple 1



What is Ryan writing about?

New message

Hi Haley.
Rome and Milan are great!
I love these places: I enjoy
sitting in cafés and speaking
Italian.
I'll come home next week.
Love, Ryan

- His friend.
- His city.
- His travels.
- His classes.



Submit ➔

Question de compréhension écrite

Exemple 1

The screenshot shows a digital test interface. At the top left, there is a logo for 'ev@lang' and the text 'QuestionMaker'. The main question area contains the text 'What is Ryan writing about?'. Below this, a message is displayed in a white box with a grey header that says 'New message'. The message content is: 'Hi Haley. Rome and Milan are great! I love these places: I enjoy sitting in cafés and speaking Italian. I'll come home next week. Love, Ryan'. In the top right corner of the interface, there is a score indicator 'score : 0 / 3' and a copyright notice '© Onlineformapro'. A right-pointing arrow is visible on the right side of the interface.

ev@lang QuestionMaker

score : 0 / 3 © Onlineformapro

What is Ryan writing about?

New message

Hi Haley.
Rome and Milan are great!
I love these places: I enjoy sitting in cafés and speaking Italian.
I'll come home next week.
Love, Ryan

Question de compréhension écrite

Exemple 2



Why is this woman in New York?

I <3 NY



I am a big New York fan. My mom and dad live here, so I come once or twice a year. I enjoy the cool weather, the parks and the variety of restaurants. I would love to live here!



- To work as a tour guide.
- To visit family members.
- To look for an apartment.
- To shop with her friends.

Submit >



Question de compréhension écrite

Exemple 2

ev@lang QuestionMaker

Why is this woman in New York

score : 0 / 3 © Onlineformapro

I <3 NY



I am a big New York fan. My mom and dad live here, so I come once or twice a year. I enjoy the cool weather, the parks and the variety of restaurants. I would love to live here!

Question de compréhension écrite

Exemple 3



What is the purpose of this application?

Digital technology has changed our lives, but we spend hours on our smartphones, and this can be a problem. However, making small changes in our habits can have benefits. To improve your digital health, you first need to understand more about your personal technology use. Our application provides a daily view of how frequently you check your phone and use different applications. This information allows you to make healthy decisions about how much to use digital technology.



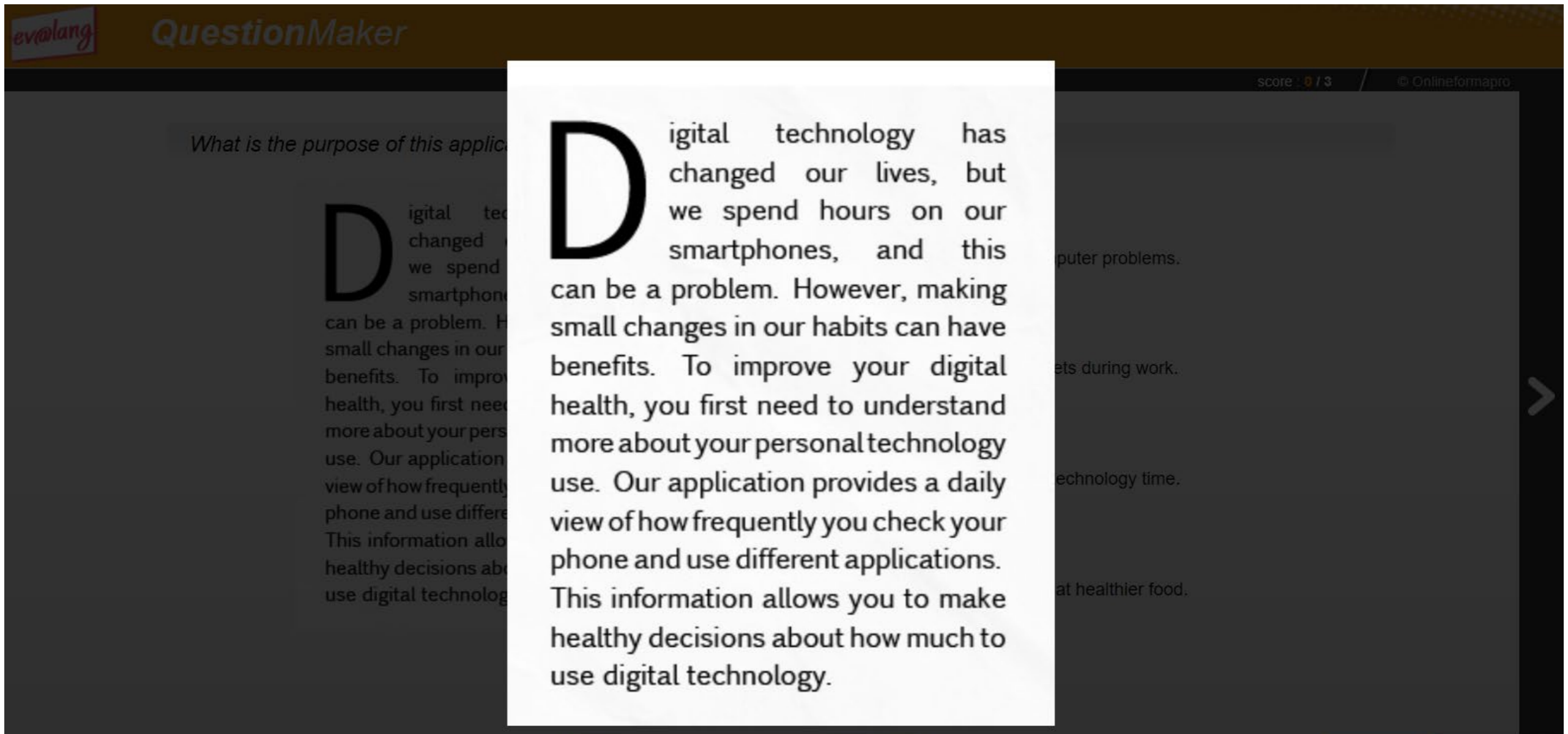
- To encourage you to eat healthier food.
- To lock personal gadgets during work.
- To help manage your technology time.
- To solve common computer problems.

Submit 



Question de compréhension écrite

Exemple 3



The image shows a screenshot of a QuestionMaker interface. At the top left, there is a logo for 'evolang' and the text 'QuestionMaker'. The main content area is dark grey and contains a reading passage. A white box highlights a portion of the passage. To the right of the passage, there is a list of multiple-choice questions. The interface also shows a score of '0 / 3' and a copyright notice '© Onlineformapro'.

What is the purpose of this application?

Digital technology has changed our lives, but we spend hours on our smartphones, and this can be a problem. However, making small changes in our habits can have benefits. To improve your digital health, you first need to understand more about your personal technology use. Our application provides a daily view of how frequently you check your phone and use different applications. This information allows you to make healthy decisions about how much to use digital technology.

computer problems.

pets during work.

technology time.

at healthier food.

score : 0 / 3 | © Onlineformapro

Question de Grammaire et Lexique

Exemple 1

Voilà ce que vous voyez à l'écran pour une question de grammaire et lexique.

The screenshot shows a test interface with a yellow header bar containing the logo 'EV@LANG' and the title 'Grammar and Vocabulary. Part 2'. On the right side of the header, it displays 'Question : 1 / 4', a timer icon showing '0 : 01 : 36', and the copyright '© Onlineformapro'. The main content area has a light gray background with the instruction 'Complete the sentence with the correct word or words.' in italics. Below this is a question: 'Emily, I'm [dropdown] dinner! What time will you get home?'. The dropdown menu is open, showing four options: 'drinking', 'cleaning', 'sitting', and 'cooking'. At the bottom, there is a green 'Submit' button with a right-pointing arrow. Three blue callout boxes with arrows point to specific elements: one points to the instruction, another points to the question sentence, and a third points to the dropdown menu options. A white arrow on the right edge of the interface points to the right.

EV@LANG Grammar and Vocabulary. Part 2

Question : 1 / 4 / 0 : 01 : 36 © Onlineformapro

Complete the sentence with the correct word or words.

Emily, I'm [dropdown] dinner! What time will you get home?

drinking
cleaning
sitting
cooking

Submit ➔

La consigne est en anglais. Elle est toujours la même.

Pour répondre à la question, vous devez lire attentivement la phrase et les 4 choix de réponse.

Sélectionnez ensuite une seule réponse et cliquez sur « Submit ».

Question de Grammaire et Lexique

Exemple 2

EV@LANG

Grammar and Vocabulary. Part 3

Question : 1 / 6



0 : 02 : 48

© Onlineformapro

Complete the sentence with the correct word or words.

I need to buy a birthday present for Nathalie. What do you think about a She likes jewellery.

- notebook?
- bracelet?
- perfume?
- jumper?

Submit



Question de Grammaire et Lexique

Exemple 3



Complete the sentence with the correct word or words.

Hey Laura! Have you ever in love on holiday?

- fell
- fall
- fallen
- falling

Submit





Bon courage à tous!

